



Date: - 18.04.2023

To,  
**The Listing Department,  
National Stock Exchange of India Limited  
Exchange Plaza, C-1, Block-G  
Bandra Kurla complex, Bandra-East  
Mumbai-400051  
Stock code: STARCEMENT**

**BSE Limited  
Phiroze Jeejeebhoy Towers  
Dalal Street  
Mumbai-400001  
Stock code: 540575**

Sub: Regulation 31: Shareholding Pattern for the Quarter ended 31<sup>st</sup> March, 2023

Pursuant to Regulation 31 of SEBI (Listing Obligations and Disclosure Requirements) Regulations, 2015, please find enclosed the Shareholding Pattern for the Quarter ended 31<sup>st</sup> March, 2023.

This is for your information and record.

Thanking you,

**For Star Cement Limited**

18-04-2023

X

Debabrata Thakurta  
Company Secretary  
Signed by: DEBABRATA THAKURTA

**Debabrata Thakurta  
(Company Secretary)**



*Encl. As stated*

**STAR CEMENT LIMITED**

Century House, P-15/1 CPT Colony, Taratala Road, Kolkata -700088. Email: kolkata@starcement.co.in

Registered Office & Works: Village & PO – Lumshnong, P.S. Khliehriat, District – East Jaintia Hills, Meghalaya – 793210. Phone: 03655-278215/16/18. Fax Number: 03655-278217.

Email: lumshnong@starcement.co.in. Website: www.starcement.co.in

ISO 9001:2015, ISO 14001:2015 & ISO 45001:2018 CERTIFIED COMPANY.

CIN : L26942ML2001PLC006663

**Format of holding of specified securities**

1. Name of Listed Entity: STAR CEMENT LIMITED (CIN:L26942ML2001PLC006663)
2. Scrip Code - Name of Scrip -,- Class of Security Equity
3. Share Holding Pattern Filed under : Reg. 31(1)(a)/Reg. 31(1)(b)/Reg. 31(1)(c)
  - a. If under 31 (1)(b) then indicate the report for Quarter ending: 31/03/2023
  - b. If under 31(1)(c ) then indicate date of allotment/extinguishment

4. **Declaration** : The Listed entity is required to submit the following declaration to the extent of submission of information:-

Particulars	Yes*	No*
1 Whether the Listed Entity has issued any partly paid up shares?		No
2 Whether the Listed Entity has issued any Convertible Securities or Warrants?		No
3 Whether the Listed Entity has any shares against which depository receipts are issued?		No
4 Whether the Listed Entity has any shares in Locked-in?		No
5 Whether any shares held by promoters are pledge or otherwise encumbered?	Yes	
6 Whether company has equity shares with differential voting rights?		No
7 Whether the Listed Entity has any significant beneficial owner?	Yes	

\* If the Listed Entity selects the option 'No' for the questions above, the column for the partly paid up shares, Outstanding Convertible Securities/Warrants, depository receipts, locked-in shares, No of shares pledged or otherwise encumbered by promoters, as applicable, shall not be displayed at the time of dissemination on the Stock Exchange website. Also wherever there is 'No' declared by Listed Entity in above table the values will be considered as 'Zero' by default on submission of the format of holding of specified securities.

5. The tabular format for disclosure of holding of specified securities is as follows:-




Table I - Summary Statement holding of specified securities as on 31/03/2023

Category (I)	Category of shareholder (II)	Nos. of shareholders (III)	No. of fully paid up equity shares held (IV)	No. of Partly paid-up equity shares held (V)	No. of shares underlying Depository Receipts (VI)	Total nos: shares held (VII)=(IV)+(V)+(VI)	Shareholding as a % of total no. of shares (calculated as per SCRR, 1957) As a % of (A+B+C2) (VIII)	Number of Voting Rights held in each class of securities (IX)				No of shares Underlying outstanding convertible securities (including Warrants) (X)	Shareholding as a % assuming full conversion of convertible securities (as a percentage of diluted share capital) (XI)=(VII)+(X) As a % of (A+B+C2)	Number of Locked in shares (XII)		Number of shares pledged or otherwise encumbered (XIII)		Number of equity shares held in dematerialized form (XIV)
								No of Voting Rights			Total as a % of (A+B+C)			No. (a)	As a % of total shares held (b)	No. (a)	As a % of total shares held (b)	
								Class eg: x	Class eg: y	Total								
(A)	Promoter & Promoter group	49	271268472	0	0	271268472	67.1157	271268472	0	271268472	67.1157	0	0	0.0000	8940	0.0033	271268472	
(B)	Public	42329	132911945	0	0	132911945	32.8843	132911945	0	132911945	32.8843	0	0	0.0000	NA		132383354	
(C)	Non Promoter - Non Public														NA			
(C1)	Shares underlying DRs						NA								NA			
(C2)	Shares held by Employee Trusts														NA			
	Total	42378	404180417	0	0	404180417	100.0000	404180417	0	404180417	100.0000	0	0	0.0000	8940	0.0022	403651826	







Table II - Statement Showing shareholding pattern of the Promoter and Promoter Group as on 31/03/2023

Category & Name of the Shareholders (I)	Entity type i.e. promoter OR promoter group entity (except promoter)	PAN (II)	Nos. of shareholders (III)	No. of fully paid up equity shares held (IV)	Partly paid-up equity shares held (V)	Nos. of shares underlying Depository Receipts (VI)	Total nos. shares held (VII)=(IV)+(V)+(VI)	Shareholding % calculated as per SCRR, 1957 (As a % of (A+B+C2) (VIII)	Number of Voting Rights held in each class of securities (IX)			Total as a % of Total Voting rights	No of shares Underlying outstanding convertible securities (as a percentage of diluted share capital) (X)	Shareholding as a % assuming full conversion of convertible securities (as a percentage of diluted share capital) (XI)=(VII)+(X) As a % of A+B+C2)	Number of Locked in shares (XII)		Number of shares pledged or otherwise encumbered (XIII)		Number of equity shares held in dematerialized form (XIV)
									No of Voting Rights						No. (a)	As a % of total shares held (b)	No. (a)	As a % of total shares held (b)	
									Class x	Class y	Total								
SRI RAM MERCHANTS PVT LTD	Promoter Group	AAECS5033N	1	7657056	0	0	7657056	1.8945	7657056	0	7657056	1.8945	0	1.8945	0	0.0000	0	0.0000	7657056
AUROVILLE INVESTMENTS PVT LTD	Promoter Group	AACCA3690B	1	2376194	0	0	2376194	0.5879	2376194	0	2376194	0.5879	0	0.5879	0	0.0000	0	0.0000	2376194
<b>Sub Total</b>			<b>49</b>	<b>271268472</b>	<b>0</b>	<b>0</b>	<b>271268472</b>	<b>67.1157</b>	<b>271268472</b>	<b>0</b>	<b>271268472</b>	<b>67.1157</b>	<b>0</b>	<b>67.1157</b>	<b>0</b>	<b>0.0000</b>	<b>8940</b>	<b>0.0033</b>	<b>271268472</b>
(2) Foreign Individuals (Non-Resident Individuals/Foreign Individuals)																			
(a) Government																			
(b) Institutions																			
(c) Foreign Portfolio Investor																			
(d) Any Other (specify)																			
<b>Sub Total</b>			<b>0</b>	<b>0</b>	<b>0</b>	<b>0</b>	<b>0</b>	<b>0.0000</b>	<b>0</b>	<b>0</b>	<b>0</b>	<b>0.0000</b>	<b>0</b>	<b>0.0000</b>	<b>0</b>	<b>0.0000</b>	<b>0</b>	<b>0.0000</b>	<b>0</b>
<b>Total Shareholding of Promoter and Promoter Group (A)=(A1)+(A)2</b>			<b>49</b>	<b>271268472</b>	<b>0</b>	<b>0</b>	<b>271268472</b>	<b>67.1157</b>	<b>271268472</b>	<b>0</b>	<b>271268472</b>	<b>67.1157</b>	<b>0</b>	<b>67.1157</b>	<b>0</b>	<b>0.0000</b>	<b>8940</b>	<b>0.0033</b>	<b>271268472</b>



STAR CEMENT LIMITED

Table iii - Statement Showing shareholding pattern of the Public shareholder as on 31/03/2023

(1)	Category & Name of the Shareholders (I)	PAN (II)	Nos of shareholders (III)	No of fully paid up equity shares held (IV)	Partly paid up equity shares held (V)	Nos. of shares underlying Depository Receipts (VI)	Total nos. shares held (VII)=(IV)+(V)+(VI)	Shareholding % calculated as per SCRR, 1957) As a % of (A+B+C2) (VIII)	Number of Voting Rights held in each class of securities (IX)			No of shares underlying outstanding convertible securities (including Warrants) (X)	Total Shareholding as a % assuming full conversion of convertible securities (as a percentage of diluted share capital) (XI)=(VII)+(X) As a % of A+B+C2)	Number of Locked in shares (XII)		Number of shares pledged or otherwise encumbered (XIII)		Sub-categorization of shares (XV) Shareholding (No of shares) under			
									No of Voting Rights					No. (a)	As a % of total shares held (b)	No. (Not applicable) (a)	As a % of total shares held (Not applicable) (b)	Number of equity shares held in dematerialized form (XIV)	Sub-Category (i)	Sub-Category (ii)	Sub-Category (iii)
									Class x	Class y	Total										
(a)	Mutual Funds		3	23828642	0	0	23828642	5.8955	23828642	0	5.8955	0	0.0000	NA	23828642	0	0	0			
	SBI FLEXICAP FUND	AABTS6407Q	2	23827667	0	0	23827667	5.8953	23827667	0	5.8953	0	0.0000	NA	23827667	0	0	0			
(b)	Venture Capital Funds																				
(c)	Alternate Investment Funds		1	1000000	0	0	1000000	0.2474	1000000	0	0.2474	0	0.0000	NA	1000000	0	0	0			
(d)	Banks																				
(e)	Insurance Companies																				
(f)	Provident Funds / Pension Funds																				
(g)	Asset Reconstruction Companies																				
(h)	Sovereign Wealth Funds																				
(i)	NBFCs Registered with RBI		2	17228	0	0	17228	0.0043	17228	0	0.0043	0	0.0000	NA	17228	0	0	0			
(j)	Other Financial Institutions																				
(k)	Any Other (specify)																				
(2)	Sub Total Institutions (Foreign)		6	24845870	0	0	24845870	6.1472	24845870	0	6.1472	0	0.0000	NA	24845870	0	0	0			
(e)	Foreign Direct Investment																				
(b)	Foreign Venture Capital Investors																				
(c)	Sovereign Wealth Funds																				
(d)	Foreign Portfolio Investors Category I		51	2556935	0	0	2556935	0.6326	2556935	0	0.6326	0	0.0000	NA	2556935	0	0	0			
(e)	Foreign Portfolio Investors Category II																				
(f)	Overseas Depositories (holding DRs) (balancing figure)																				
(g)	Any Other (specify)																				
(3)	Sub Total Central Government / State Government(s)		51	2556935	0	0	2556935	0.6326	2556935	0	0.6326	0	0.0000	NA	2556935	0	0	0			
(a)	Central Government / President of India																				
(b)	State Government / Governor																				
(c)	Shareholding by Companies or Bodies Corporate where Central/State Government is a promoter																				
(4)	Sub Total Non-Institutions Associate Companies / Subsidiaries		0	0	0	0	0	0.0000	0	0	0.0000	0	0.0000	NA	0	0	0	0			



STAR CEMENT LIMITED

Table III - Statement Showing shareholding pattern of the Public shareholder as on 31/03/2023

Category & Name of the Shareholders (I) (excluding independent directors and nominee directors)	PAN (II)	Nos. of shareholders (III)	No. of fully paid up equity shares held (IV)	Partly paid up equity shares held (V)	Nos. of shares underlying Depository Receipts (VI)	Total nos. shares held (VII)=(IV)+(V)+(VI)	Shareholding % calculated as per SCRR, 1957) As a % of (A+B+C2) (VIII)	Number of Voting Rights held in each class of securities (IX)			Total Shareholding as a % assuming full conversion of convertible securities (as a percentage of diluted share capital) (XI)=(VII)+(X) As a % of A+B+C2)	Number of Locked in shares (XII)		Number of shares pledged or otherwise encumbered (XIII)		Sub-categorization of shares (XV) Shareholding (No of shares) under				
								No of Voting Rights				No of shares Underlying outstanding convertible securities (including Warrants) (X)	No (a)	As a % of total shares held (b)	No (Not applicable) (a)	As a % of total shares held (Not applicable) (b)	Number of equity shares held in dematerialized form (XIV)	Sub-Category (i)	Sub-Category (ii)	Sub-Category (iii)
								Class x	Class y	Total										
(b) Directors and their relatives (excluding independent directors and nominee directors)		4	18105669	0	0	18105669	4.4796	18105669	0	18105669	4.4796	0	0.0000	NA	18105669	0	0	0		
BRIJ BHUSAN AGARWAL & SONS	AADHB1459B	1	11364580	0	0	11364580	2.8118	11364580	0	11364580	2.8118	0	0.0000	NA	11364580	0	0	0		
MAHABIR PRASAD AGARWAL & SONS	AAEHM4050J	2	5083814	0	0	5083814	1.2578	5083814	0	5083814	1.2578	0	0.0000	NA	5083814	0	0	0		
(c) Key Managerial Personnel		1	507	0	0	507	0.0001	507	0	507	0.0001	0	0.0000	NA	507	0	0	0		
(d) Relatives of Promoters (other than immediate relatives of promoters disclosed under Promoter and Promoter Group category)																				
(e) Trusts where any person belonging to Promoter and Promoter Group category is trustee, beneficiary or author of the trust																				
(f) Investor Education and Protection Fund Authority		1	199294	0	0	199294	0.0493	199294	0	199294	0.0493	0	0.0000	NA	199294	0	0	0		
(g) Resident Individuals holding nominal share capital upto Rs 2 lakhs		40395	14430068	0	0	14430068	3.5702	14430068	0	14430068	3.5702	0	0.0000	NA	13905467	0	0	0		
(h) Resident Individuals holding nominal share capital in excess of Rs 2 lakhs		12	10963192	0	0	10963192	2.7125	10963192	0	10963192	2.7125	0	0.0000	NA	10963192	0	0	0		
(i) Non Resident Indians (NRIs)		809	1703372	0	0	1703372	0.4214	1703372	0	1703372	0.4214	0	0.0000	NA	1703372	0	0	0		
(j) Foreign National																				
(k) Foreign Company / OCB																				
(l) Bodies Corporate		240	22163723	0	0	22163723	5.4836	22163723	0	22163723	5.4836	0	0.0000	NA	22159733	0	0	0		
SUBHAM CAPITAL PRIVATE LIMITED	AAECS8331F	1	13463540	0	0	13463540	3.3311	13463540	0	13463540	3.3311	0	0.0000	NA	13463540	0	0	0		
(m) Any Other (specify)																				
Domestic Corporate Unclaimed Shares Account		1	23940	0	0	23940	0.0059	23940	0	23940	0.0059	0	0.0000	NA	23940	0	0	0		
Trusts		4	36801855	0	0	36801855	9.1053	36801855	0	36801855	9.1053	0	0.0000	NA	36801855	0	0	0		
MAHABIR PRASAD AGARWAL	AAGTM3743A	2	17806414	0	0	17806414	4.4056	17806414	0	17806414	4.4056	0	0.0000	NA	17806414	0	0	0		
MAHABIR PRASAD AGARWAL	AAYS2492L	2	17806414	0	0	17806414	4.4056	17806414	0	17806414	4.4056	0	0.0000	NA	17806414	0	0	0		
Resident Individual (HUF)		771	1033208	0	0	1033208	0.2556	1033208	0	1033208	0.2556	0	0.0000	NA	1033208	0	0	0		
Clearing Member		34	84312	0	0	84312	0.0209	84312	0	84312	0.0209	0	0.0000	NA	84312	0	0	0		
Sub Total		42272	105509140	0	0	105509140	26.1045	105509140	0	105509140	26.1045	0	0.0000	NA	104980549	0	0	0		
Total Public Shareholding (B)=(B)(1)+(B)(2)+(B)(3)		42329	132911945	0	0	132911945	32.8843	132911945	0	132911945	32.8843	0	0.0000	NA	132383354	0	0	0		

Details of the shareholders acting as persons in Concert

STAR CEMENT LIMITED

Table III - Statement Showing shareholding pattern of the Public shareholder as on 31/03/2023


Sl No	Category & Name of the Shareholders (I)	PAN (II) PAN	Nos. of shareholders (III) Shares	No. of fully paid up equity shares held (IV)	Partly paid up equity shares held (V)	Nos. of shares underlying Depository Receipts (VI)	Total nos. shares held (VII)=(IV)+(V)+(VI)	Shareholding % calculated as per SCRR, 1957) As a % of (A+B+C2) (VIII)	Number of Voting Rights held in each class of securities (IX)			Total Shareholding as a % assuming full conversion of convertible securities (as a percentage of diluted share capital) (XI)=(VII)+(X) As a % of A+B+C2)	Number of Locked in shares (XII)		Number of shares pledged or otherwise encumbered (XIII)		Sub-categorization of shares (XV) Shareholding (No of shares) under												
									No of Voting Rights				No of shares Underlying outstanding convertible securities (including Warrants) (X)	No. (a)	As a % of total shares held (b)	No. (Not applicable) (a)	As a % of total shares held (Not applicable) (b)	Number of equity shares held in dematerialized form (XIV)	Sub-Category (i)	Sub-Category (ii)	Sub-Category (iii)								
Class x	Class y	Total	Total as a % of Total Voting rights																										
	NIL																												
	NO OF SHARES HELD IN UNCLAIMED SUSPENSE A/C IS 23940																												
	NO OF SHAREHOLDER(S) IS/ARE 9																												






Table IV - Statement Showing shareholding pattern of the Non Promoter - Non Public shareholder as on 31/03/2023

Category & Name of the Shareholders (I)	PAN (II)	No of shareholders (III)	No. of fully paid up equity shares held (IV)	Partly paid-up equity shares held (V)	Nos. of shares underlying Depository Receipts (VI)	Total nos. shares held (VII)=(IV) + (V)+(VI)	Shareholding % calculated as per SCRR, 1957) As a % of (A+B+C2) (VIII)	Number of Voting Rights held in each class of securities (IX)			No of shares Underlying outstanding convertible securities (including Warrants) (X)	Total Shareholding as a % assuming full conversion of convertible securities (as a percentage of diluted share capital) (XI)=(VII)+(X) As a % of A+B+C2)	Number of Locked in shares (XII)		Number of shares pledged or otherwise encumbered (XIII)		Number of equity shares held in dematerialized form (XIV)		
								No of Voting Rights					Total as a % of Total Voting rights	As a % of total shares held (b)	No. (Not applicable) (a)	As a % of total shares held (b)		No. (Not applicable) (a)	As a % of total shares held (b)
								Class x	Class y	Total									
(1) Custodian / DR Holder																			
(2) Employee Benefit Trust/Employee Welfare Trust under SEBI (Share based Employee Benefits and Sweat Equity) Regulations, 2021																			
<b>Total Non Promoter - Non Public Shareholding (C)=(C1)+(C2)</b>		0	0	0	0	0	0.0000	0	0	0	0.0000	0	0.0000	0	0.0000	NA	NA	0	



Annexure												
Table V - Statement showing details of significant beneficial owners (SBOs)												
Details of the (SBO)			Details of the registered owner				Details of holding / exercise of right of the SBO in the reporting company, whether direct or indirect:				Date of creation / acquisition of significant beneficial interest	
Sr No	(I)			(II)			(III)					(IV)
	Name	PAN / Passport No. in case of a foreign national	Nationality	Name	PAN / Passport No. in case of a foreign national	Nationality	Shares (%)	Voting rights (%)	Rights on distributable dividend or any other distribution (%)	Exercise of control	Exercise of significant influence	
1	Mr. Sajjan Bhajanka	ACAPB0486F	Indian	M/s Sri Ram Vanija Pvt Ltd	AAECS4027N	Indian	2.46			Yes	Yes	29/11/2019
2	Mr. Sajjan Bhajanka	ACAPB0486F	Indian	M/s Sri Ram Merchants Pvt Ltd	AAECS5033N	Indian	1.89			Yes	Yes	26/11/2019
3	Mr. Sanjay Agarwal	ADDPA5363J	Indian	M/s Auroville Investments Pvt Ltd	AACCA3690B	Indian	0.59			Yes	Yes	08/04/2017
4	Mr. Sanjay Agarwal	ADDPA5363J	Indian	M/s Sumangal Business Pvt Ltd	AAECS4489C	Indian	1.93			Yes	Yes	06/12/2019
<b>Notes:</b>												
1 Mr. Sajjan Bhajanka is holding directly 11.85 % of shares along with 5 nos. of persons acting together holding 5.35 % of shares of Reporting Company.												
2 Mr. Sanjay Agarwal is holding directly 4.36 % of shares along with 1 person (holding 4.62 % of shares in Reporting Company) and 1 Body Corporate (holding 2.18 % of shares in Reporting Company)												



STAR CEMENT LIMITED

Table VI - Statement showing foreign ownership limits as on 31/03/2023

	Board approved limits	Limits utilized
As on shareholding date		
As on 31/12/2022	100.0000	1.05
As on 30/09/2022	100.0000	0.91
As on 30/06/2022	100.0000	0.65
As on 31/03/2022	100.0000	0.54
	100.0000	0.47

Notes :-

1) "Approved Limits (%)" means the limit approved by Board of Directors / shareholders of the Listed entity. In case the listed entity has no Board approved limit, provide details of sectoral / statutory cap prescribed by Government / Regulatory Authorities.

2) Details of Foreign ownership includes foreign ownership / investments as specified in Rule 2(s) of the Foreign Exchange Management (Non-debt Instruments) Rules, 2019, made under the Foreign Exchange Management Act, 1999.

